

MAXX
Motion



PRETEKY CESTNÝCH
AUTOMOBILOV NA OKRUHU



DRIVER'S BRIEFING

Race Director

Clerk of the Course

Chairman of the Stewards

Stewards

Peter KEVICKÝ (SVK)

Peter JAKUS (SVK)

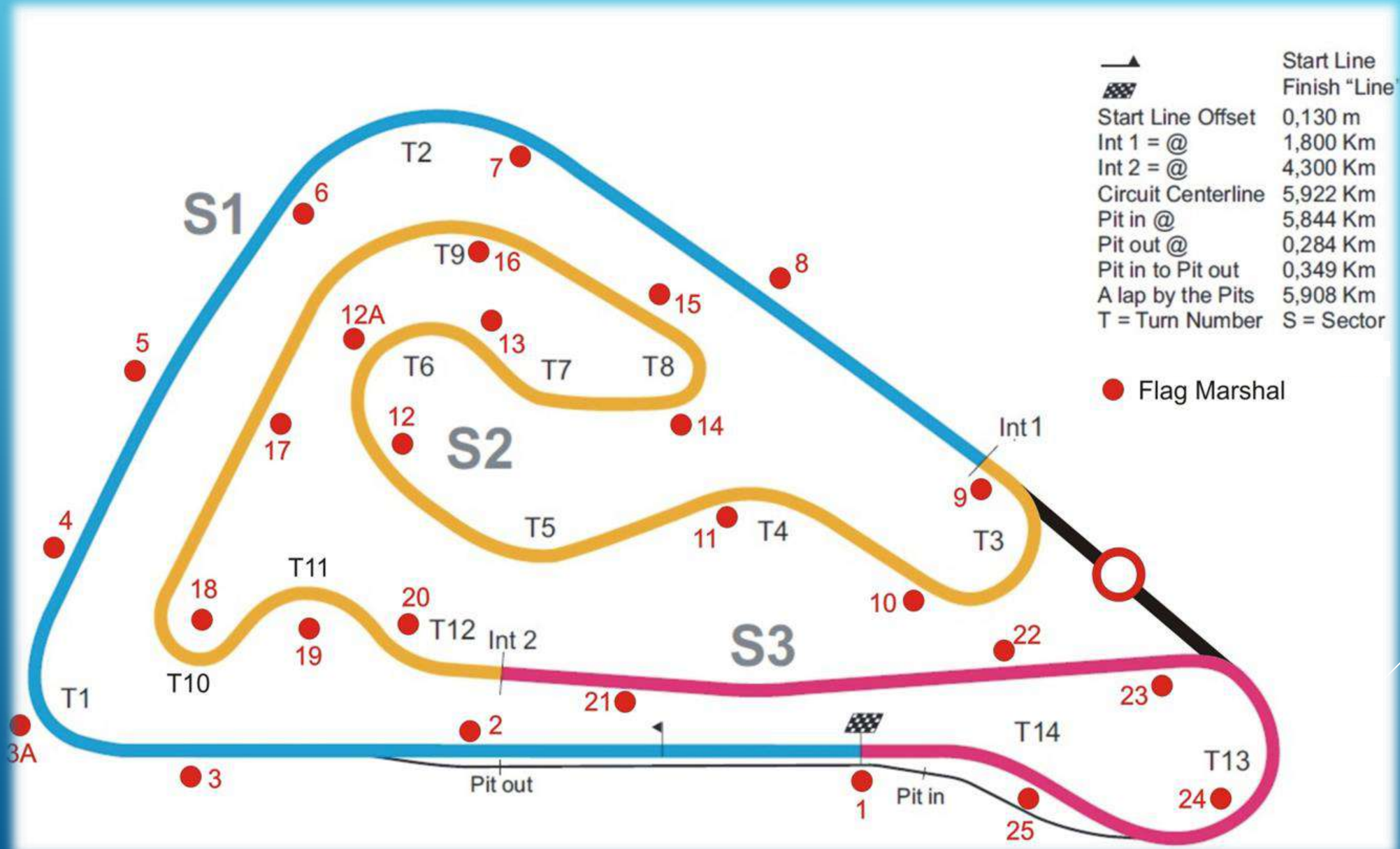
Dušan KOBLIŠEK (SVK)

Alfred FISCHER (AUT)


Dean GRBAC (CRO)

Ivan HRUŠKA (SVK)


Track, sectors...



Access for race cars and paddock teams into the pit lane



Track access from Paddock 2




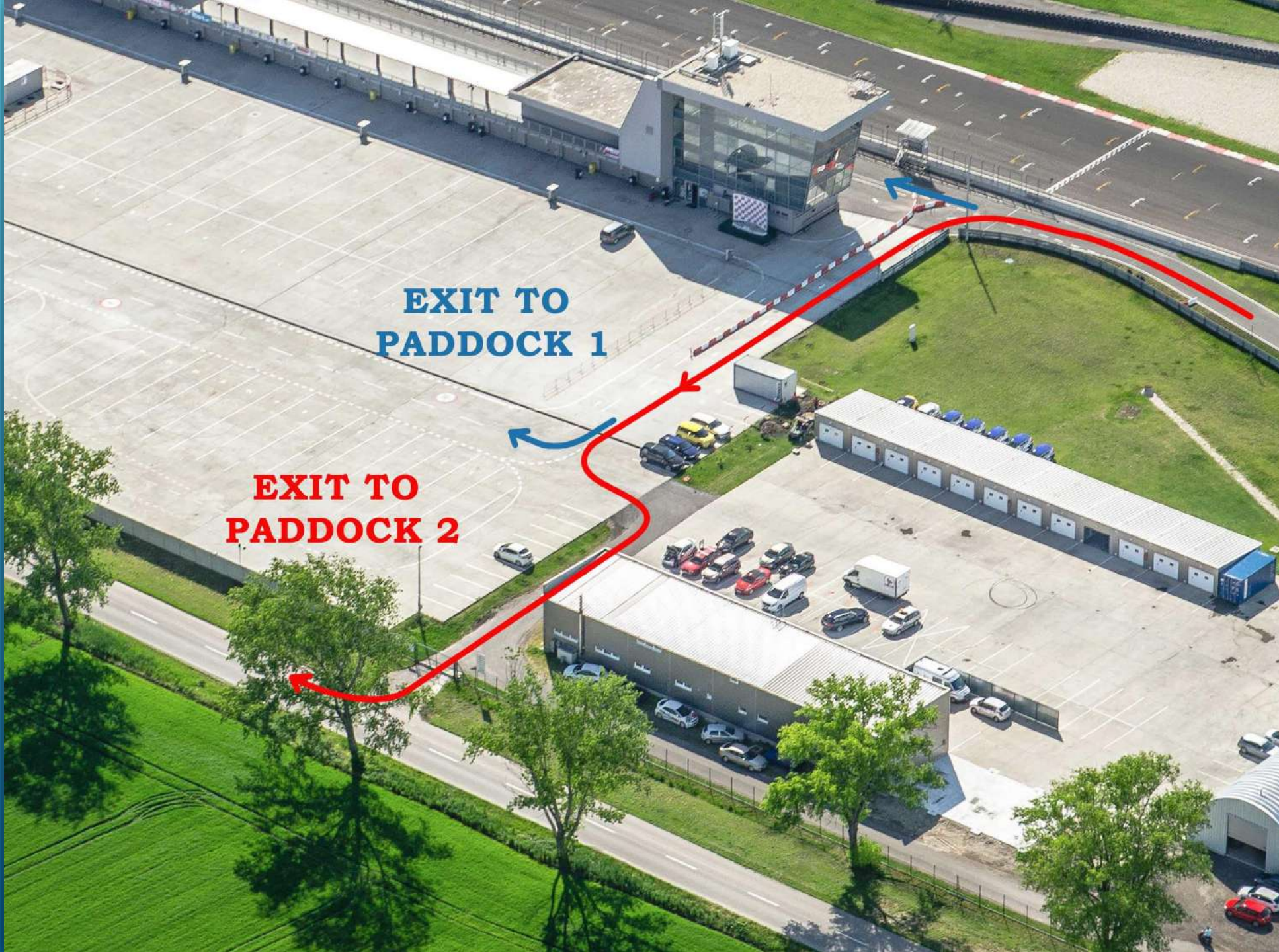
- please stay before this blue line until the light is green
- keep the fast lane and this place for interventions car free



you can use this place for mechanics and equipment

EXIT to Paddock 2





**EXIT TO
PADDOCK 1**

**EXIT TO
PADDOCK 2**

Only team members are allowed to enter the pit lane, the pit wall and the starting grid !!!



**Access
for the
team
members**

- All staff in the pit lane must wear the access pass which you will receive during the administrative check
- If possible clearly visible
- 6 passes for 1 team : 1 driver, 1 manager and 4 mechanics
- for endurance race we will use other passes

Pit exit



It is strictly forbidden to cross the white line by the driver coming out of the pit lane

60


Beginning



radar

Speed limit in the pit lane

Ending



the mandatory pit lane time 120s during endurance race will be measured between these two lines

radar will be used and a fine of €50 will be imposed for each violation

Qualifying and starting grid



Qualifying

- 25 min.
- 30 min. for endurance



Qualification limit for all classes

120% of the fastest time



If I don't reach the limit?

A written request to the director no later than 70 minutes before the race



Race 1 starting grid

According to qualifying 1 times



Race 2 starting grid

According to qualifying 2 times (if your class has 2 qualifications)



where can i find the starting grid

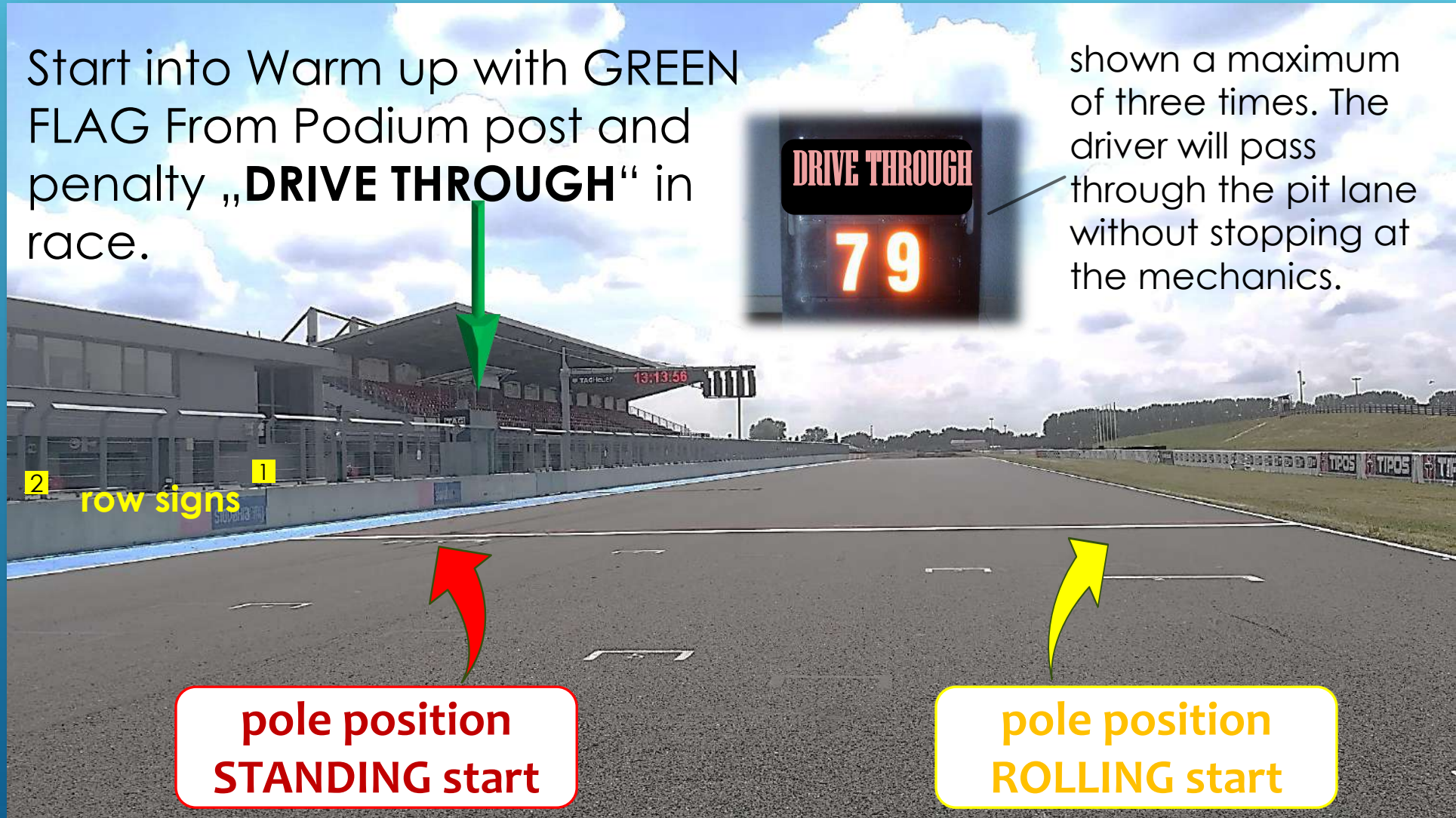
It will be published 60 min before the start in the sportity app



STARTING GRID

Start into Warm up with GREEN FLAG From Podium post and penalty „**DRIVE THROUGH**“ in race.

shown a maximum of three times. The driver will pass through the pit lane without stopping at the mechanics.



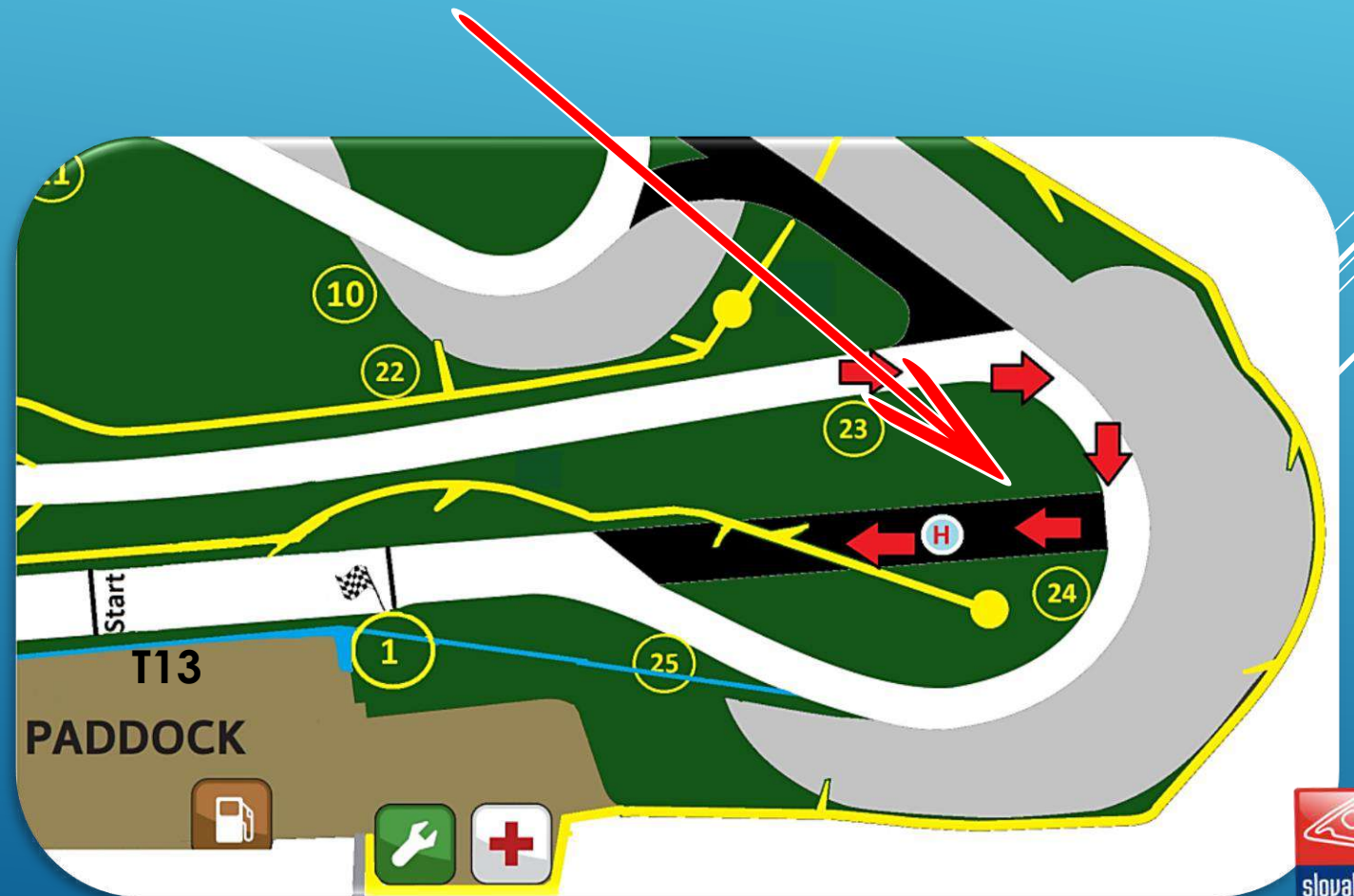
**pole position
STANDING start**

**pole position
ROLLING start**

access to the grid

In the case that more than 34 vehicles will be on grid, access to the grid will be coordinated by Marshalls through the old heliport in turn No. 13

Remember that after the start the race will continue according to the classic layout



pit lane

It is forbidden to enter the fast lane before opening of the PIT EXIT

starting procedure

pit exit open for 5 min.

on the grid :

5 min

wheels must be fitted

3 min

the car must stand on its wheels

1 min

engine start

15 sec

everybody must leave the grid



keep the fast
lane free

standing start

- after the last car is in place
5 sec. sign from podium post
- starting lights (red) are turned on and off (2-5 s)

5 sec



MOMENT OF START IS WHEN STARTING LIGHTS ARE TURNED OFF

- if a problem arises, after returning to the grid at the end of the formation lap:
- the driver must raise his hands above his head, respectively open the door
 - if the starter decides, the start will be delayed, the yellow lights will be shown and an “EXTRA FORMATION LAP” board will be displayed – keep engine running
 - a few seconds later the green lights will be switched on
 - all cars able to do so must start a new formation lap
 - the car which has caused the start abort will be pushed into the pit lane

EXTRA FORMATION LAP

ROLLING START – only D4 GT and endurance

- behind the leading car into the formation lap.



at the last
elevation (marshal
post 21)

from this point the cars
line up in formation

- the lights will be red, the cars **must** hold the 2x2 formation and the vehicle on the pole position gives guides the rest of the field at a speed 70 - 90 km/h. *

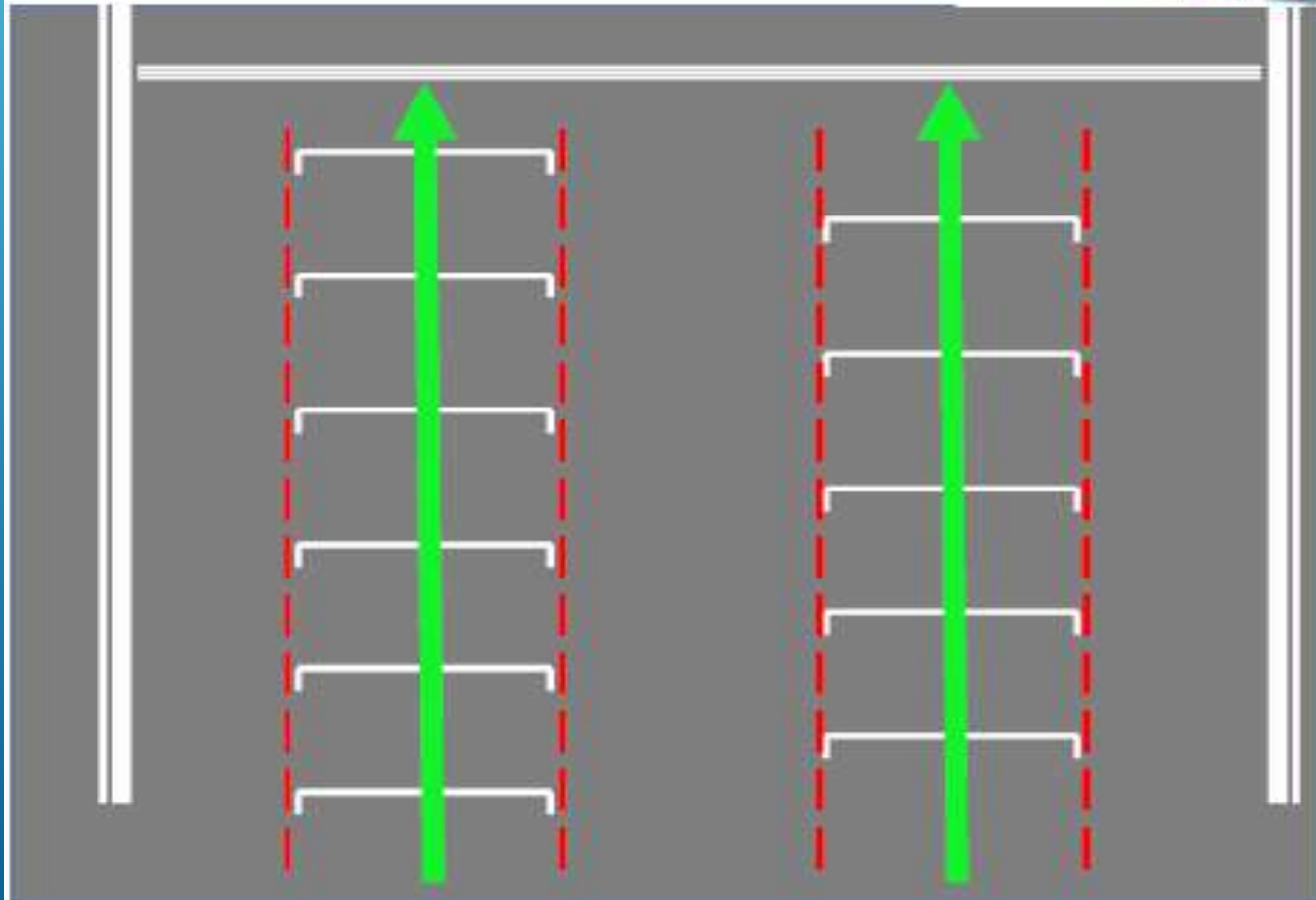
MOMENT OF START IS WHEN STARTING LIGHTS ARE TURNED OFF

- If a problem arises at the end of the formation lap, the red light will stay on. The cars, will complete a new formation lap.



ROLLING start

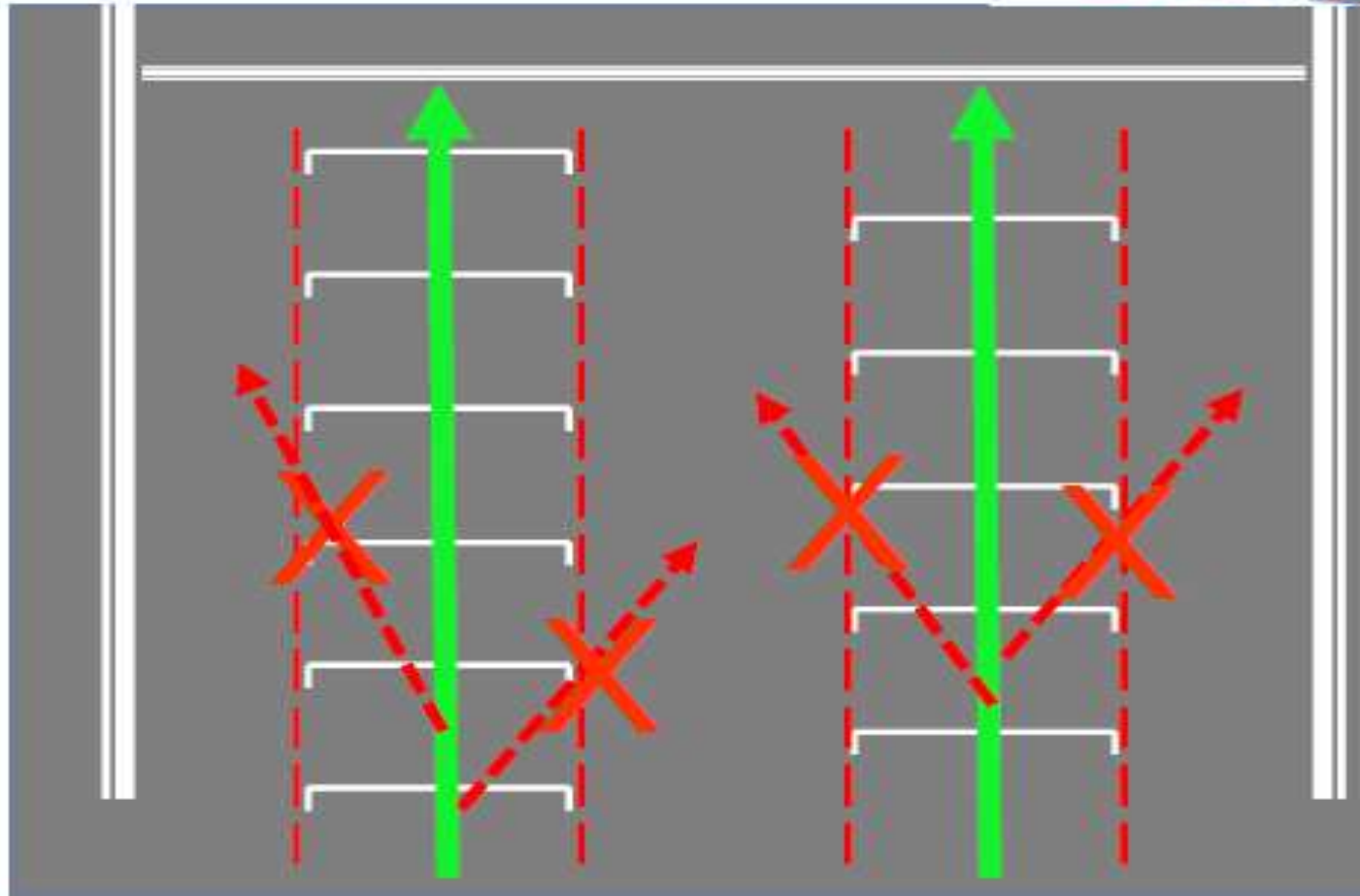
Starting lights: RED - OFF



The cars must hold the starting formation by driving from the beginning over the „starting boxes“ on their respective sides (starting corridors).

ROLLING start

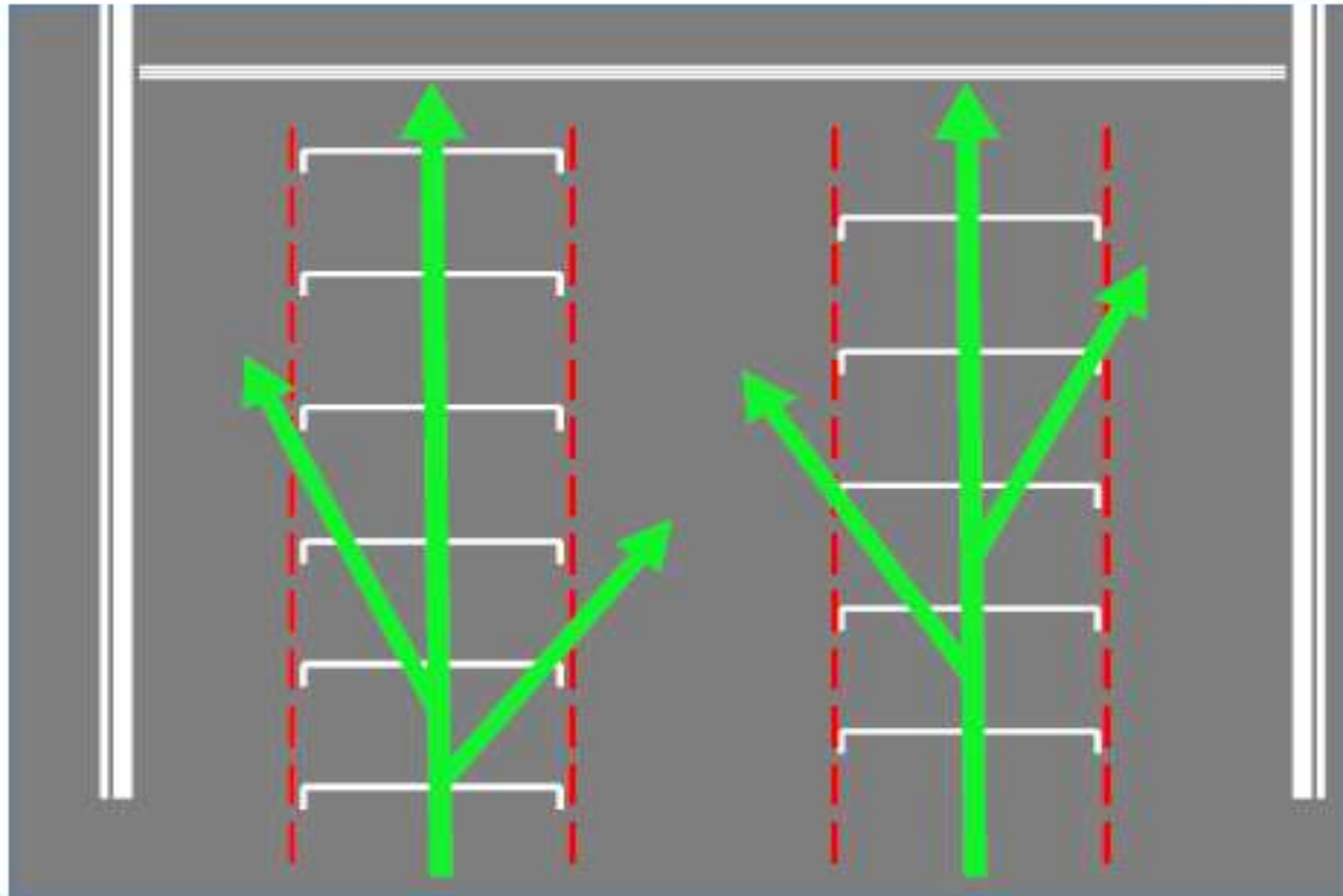
Starting lights: RED - OFF



Pushing on or slowing down as well as leaving the respective starting corridor is forbidden before the starting signal is given.

ROLLING start

Starting lights: RED - OFF



The starting signal is given when the red lights are turned OFF. Accelerating as well as leaving the formation and the starting corridors is allowed from this time.

wet race and wet tyres



WET

- If the race is declared wet with a 5 min board, the WET board will also be shown. In this case, the race will not be interrupted in case of rain.
- If the rain comes wet tyres are allowed throughout the event. It is up to you which tyres you use.

TRACK LIMITS

Drivers must respect the track limits !

one wheel must always be on the track (between two white lines)

Driving on „green“ asphalt will not be penalized unless you get the advantage - overtaking in this way is forbidden



- 1 Track marshal post
- Entrance
- Driveways
- Race track
- Run-off areas
- Service road
- Grass plot
- Horizon
- Agency room

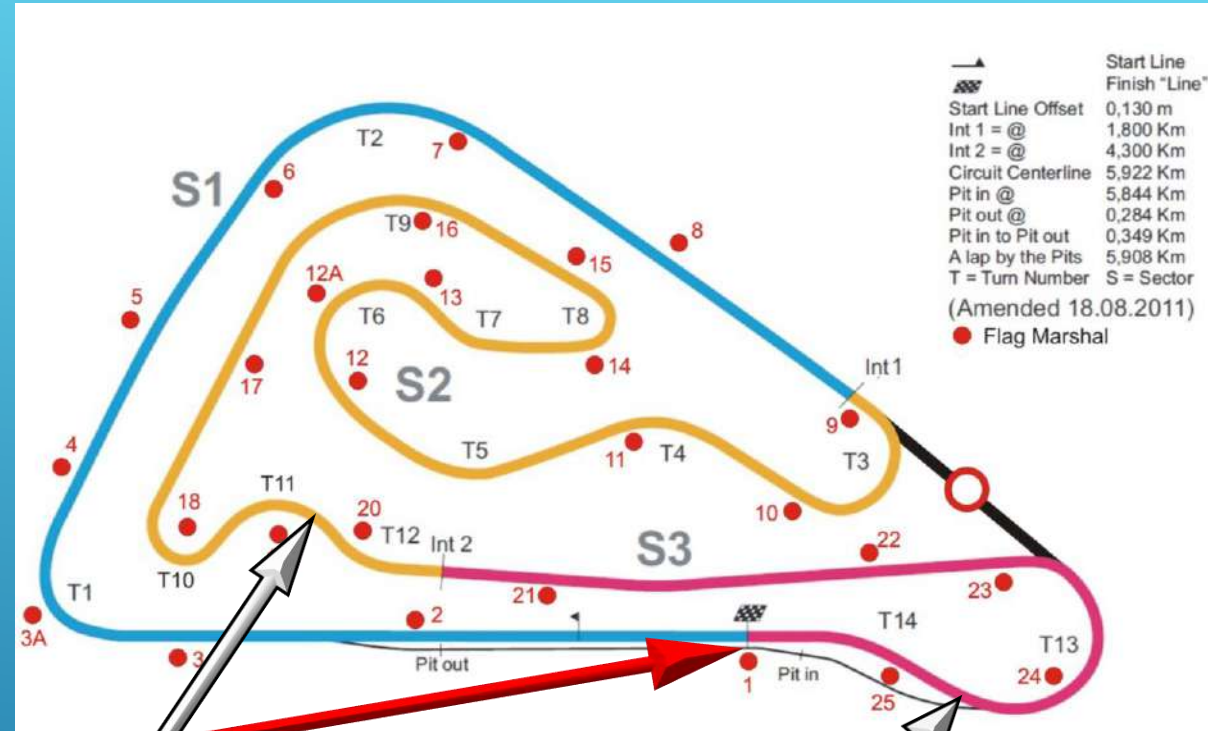


Shortening the track is forbidden

It is only permitted if the race or the practice is suspended (red flag) or on instruction of the marshals to do so



SAFETY CAR

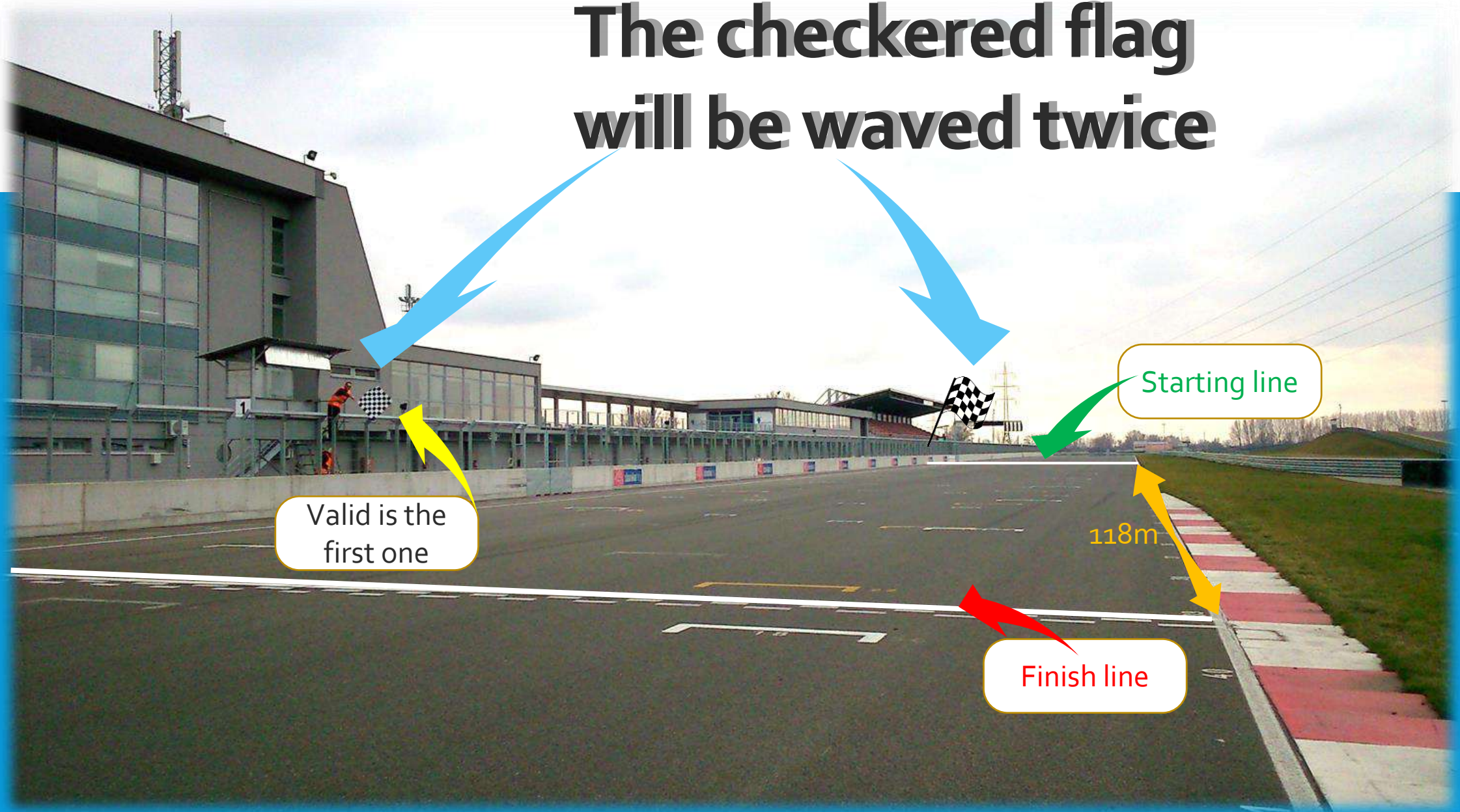


As long as the Safety Car lights are on, cars should follow exactly the trajectory of the SC, also if this is not the normal racing line.

When the safety car turn off its lights at this point, this will be the signal - safety car in this lap going down!

when the SC is over the safety car line 1 and SC is going into pit lane - green flag at all marshals posts, **but overtaking will be allowed from the finish line.** (appendix H art. 2.10.10)

The checkered flag will be waved twice



ENDURANCE race

- 1H + 1 lap Endurance race will take place. After the time of 60 minutes, the pole position driver and everyone else will be shown the LAST LAP board.
- Obligatory pit stop between the 25th & 35th min. with driver change in 2 driver's crew *
- Minimum time in the pit lane have to be 120 sec. (see page 9) **
- **Wearing short pants and open shoes in the pit lane and on the grid mainly during this race is strictly prohibited *****
- Refuelling –
 - Max. 3 team members in front of the pits in the inner lane or at the end of the pit lane marked as "refuelling zone".
 - Use cans with max. 25 liters capacity or a rotating system manually operated with max. 60 litres capacity. Using refuelling tower is forbidden.
 - A team member must be ready with a fire extinguisher of at least 6 kg capacity.
 - On refuelling, the competitor must ensure, that the car was electrically grounded before and during the refuelling procedure, that the car is standing on its complete wheels, that the engine is switched off, that the safety belts of the driver, if remaining in the car, were released, that no works were done on the car.
 - All these team members must wear completely flame proof equipment (overalls, gloves, balaclavas and helmets). ****
- The maximum number of mechanics / persons in pit lane in the same time is 4 + „manager“

Please read the FIA CEZ Regulations point 5.3 b – Organisation of the endurance race for additional informations

REFUELING ZONE



Teams without boxes, in endurance race this is the refuelling zone




Use the lightning conductor for grounding
Wire between exhaust and lightning conductor is enough.



60 km/h and 120 sec. obligatory pit stop from this line.



Parc fermé



Controlled by marshals
after qualifying and race


JURY
first floor, on the
right, office 3

**Administrative
inspection**
first floor, on the
right, office 1

Race control
first floor, on the
left



Medical centre
get around the fence



entrance

**Scrutineering
box 0**

**Race office
on the ground
floor to the right**

júna 2023 15:23





at least 3m



Please keep this road clear for emergency vehicles

! if not, we cannot deliver the car to you and it will be placed in the middle of the paddock. Of course, other help will also be limited! !

Official results service



Sportity

For direct event information please download the Sportity app and insert this password:

VCSR2023

Sportity app is available in

Available on the App Store

Get it on Google play

www.sportity.com

The results of trainings, races, jury decisions, as well as all important documents will be available in the application immediately

PRICE GIVING CEREMONY

Entrance between
boxes 20 & 21
next to the main
tribune

few minutes
after each race





Any questions

you can find as on the first floor of the tower in
the race control room

THANK YOU

FOR ATTENTION AND I WISH YOU A SUCCESSFUL WEEKEND WITHOUT
ACCIDENTS

Peter Kevický
Race Director